

BC IMPREGO

Impregnated dry type transformers
and autotransformers

Low Voltage Distribution



Tailored to your needs

Your requirements

Adapt your electrical installation to the required earthing system

Protect your equipment or installation from electrical disturbances

Limit the impact of disturbances and manage them

Modify the nominal voltage of your installation

Safeguard people and property

Schneider Electric solutions

A wide range of transformers and autotransformers

Standard solutions up to 1250 kVA

Guaranteed availability with your authorised distributor

A complete range of accessories

Contents



Presentation of the range	p. 4
3-phase transformers.....	p. 4
3-phase autotransformers.....	p. 6
Single-phase transformers.....	p. 8
Transformers for medical applications.....	p. 10
Sizes and weights	p. 12
3-phase transformers.....	p. 12
3-phase autotransformers.....	p. 13
Single-phase transformers.....	p. 14
Accessories	p. 15
Offer.....	p. 15
References	p. 16



3-phase transformers



For which needs?

- > **Change** the earthing system.
- > **Isolate** network disturbances.
- > **Change** the voltage.
- > **Supply power** and ensure personal safety or equipment maintenance.
- > **Limit** the impact of disturbances and manage them.



Technical characteristics

- Power: 8 to 400 kVA
(For higher powers: please contact us).
- Voltage ratios:
400/400 V or 400/231 V.
(For other voltages: please contact us).
- Tapping points at ±5% on transformers from 31.5 to 400 kVA.
- Triangle/star coupling with neutral.
- Compliant with standards:
IEC/EN 61558-2-4 or IEC/EN 60076-11.
- Insulation and heating class: H.
- Aluminium winding.
- Max ambient temperature: 40 °C.
- Frequency: 50/60 Hz.
- Standard dry type.
- Tropicalised.
- Electrostatic shield between the primary and the secondary connected to the earth.
- Completely separate windings.
- IP00 or IP21 – IK07; RAL9002.
- Covers may be purchased later as accessories.

Did you know that...

The presence of a triangle coupling suppresses third order and multiples-of-3 harmonics.

References

3-phase power transformers:

400/400 V (between phases)

Power (KVA)	Reference	
	Without cover	With cover
8	Please contact us	84234
10	Please contact us	84235
12,5	Please contact us	84236
16	Please contact us	84237
20	Please contact us	84238
25	Please contact us	84239
31,5	84040	84240
40	84041	84241
50	84042	84242
63	84043	84243
80	84044	84244
100	84045	84245
125	84046	84246
160	84047	84247
200	84048	84248
250	84049	84249
315	84050	84250
400	84051	84251

400/231 V (between phases)

Power (KVA)	Reference	
	Without cover	With cover
8	Please contact us	84214
10	Please contact us	84215
16	Please contact us	84216
25	Please contact us	84217
31,5	84018	84218
40	84019	84219
50	84020	84220
63	84021	84221
80	84022	84222
100	84023	84223
125	84024	84224
160	84025	84225
200	84026	84226
250	84027	84227

3-phase autotransformers



For which needs?

- > **Adapt** the network voltage without isolating the installation from electrical disturbances.
- > **Gain** in size compared to a transformer with the same power.



References

Reversible
3-phase autotransformers:
231/400 V or 400/231 V

Power (KVA)	Reference	
	Without cover	With cover
10	84088	84288
16	84089	84289
25	84090	84290
31.5	84091	84291
40	84092	84292
50	84093	84293
63	84094	84294
80	84095	84295
100	84096	84296
125	84097	84297
160	84098	84298
200	84099	84299
250	84100	84300
315	84055	84255
400	84056	84256



Technical characteristics

- Power: 10 to 400 kVA.
(For higher powers: please contact us).
- Voltage ratios:
231/400 V or 400/231 V.
(For other voltages: please contact us).
- Star/star coupling with neutral.
- Reversible plugs.
- Compliant with standards:
IEC/EN 60076-11.
- Insulation and heating class: H.
- Max ambient temperature: 40 °C.
- Frequency: 50/60 Hz.
- Standard dry type.
- Tropicalised.
- IP00 or IP21 – IK07; RAL9002.
- Covers may be purchased later
as accessories.



Autotransformers

For which needs?

- **Adapt** the network voltage without isolating the installation from electrical disturbances.
- **Gain** in size compared to a transformer with the same power.

Did you know that...


- Does not have a shield between the primary and the secondary.
- Does not allow changing the earthing system.
- Works both as a step-up and step-down transformer thanks to its reversible plugs. 🗑️

Single-phase transformers



For which needs?

- > **Change** the earthing system.
- > **Isolate** from network disturbances.
- > **Change** the voltage.
- > **Supply power** and ensure personal safety or equipment maintenance.
- > **Limit** the impact of disturbances and manage them.



References

Single phase power transformers:

SUPPLY: 400 or 231 V
OPERATING: 231 or 115 V

Power (KVA)	Reference	
	Without cover	With cover
6.3	84004	84204
8	84005	84205
10	84006	84206
16	84007	84207
20	84008	84208



Technical characteristics

- Power: 6.3 to 20 kVA.
(For higher powers: please contact us).
- Voltage ratios: 231/115 V or 231/231 V or 400/115 V or 400/231 V.
(For other voltages: please contact us).
- Tapping points at ± 15 V.
- Compliant with standards: IEC / EN 61558-2-4.
- Insulation and heating class: H.
- Max ambient temperature: 40 °C.
- Frequency: 50/60 Hz.
- Standard dry type.
- Tropicalised.
- Electrostatic shield between the primary and the secondary connected to the earth.
- Completely separate windings.
- IP00 or IP21 – IK07; RAL9002.
- Covers may be purchased later as accessories.

"Did you know that..."

Electrostatic or screening shield connected to the earth enables to attenuate parasites and disturbances emitted by the source and by the receiver. "



Health Care Transformers



For which needs?

- > **Guarantee** service continuity and the quality of the electrical energy.
- > **Guarantee** the safety of users: personnel and patients under medical control.



Technical characteristics

- Custom-made dry single-phase and 3-phase LV/LV transformers compliant with NF EN 61558-2-15⁽²⁾.
- Voltage ratio:
 - 230/115-230 V with load (single-phase transformers)
 - 400/230 V with load (3-phase transformers)
 - U_{max} in the secondary 250 V.
- Frequency: 50/60 Hz.
- Insulation level: 1.1 kV.
- Insulation class: H.
- Heating class: F.
- Short-circuit voltage < 3 %.
- Magnetising current < 3 %.
- In-rush current < 12 In.
- Leakage current between the enclosure and the earth < 3.5 mA.
- Leakage current between the secondary and the earth < 0.5 mA.
- 1 earthing.
- 2 or 4 lifting points.
- Equipped with heat protection, (thermostatic plug per column).

Did you know that...

The voltage in the secondary cannot exceed 250 V with no load.



References

Transformers for medical applications:

230/115-230 V - Single-phase

Power (kVA)	Rating of recommended Schneider Electric circuit-breakers MA curve (not supplied) (A)	Reference	
		Without cover	With cover
3.3	16	84405	84416
6.3	32	84408	84419
8	40	84409	84420
10	50	84410	84421

400/230 V - 3-phase

Power (kVA)	Rating of Schneider Electric circuit-breakers with magnetic tripping (C60LMA range, MA curve) (A)	Reference	
		Without cover	With cover
6.3	10	NC ⁽¹⁾	84441
8	12.5	NC ⁽¹⁾	84442
10	16	NC ⁽¹⁾	84443

⁽¹⁾ Please contact us.

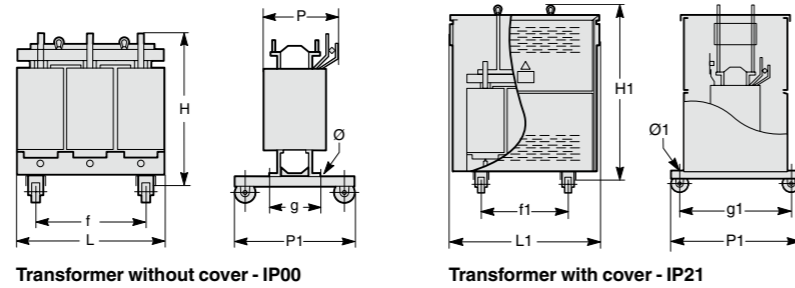


⁽²⁾ NF EN 61558-2-15 medical use edition 2001-10: leakage current between the enclosure and the earth limited to 3.5 mA, limitation of the voltage assigned to the secondary between phases at 250 V – 50 Hz.

Sizes and weights



3-phase transformers



Transformer without cover - IP00

Transformer with cover - IP21

For standard applications (400/400 V and 400/231 V)

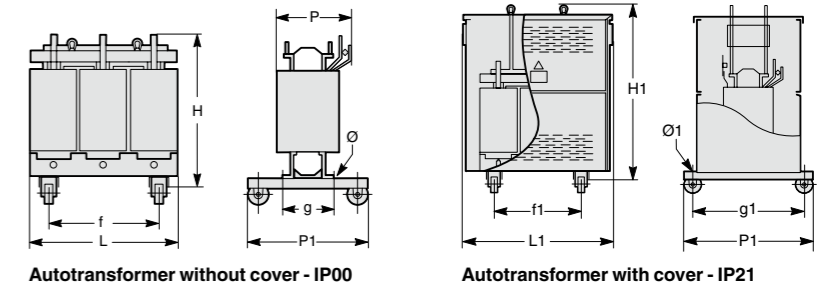
Power (kVA)	Transformer										Technical data									
	Without cover - IP00							With cover - IP21 / IK07			W0	Psc	Usc	Trip- ping Ī						
	length L	depth D	height H	weight (kg)	fixing f x g (mm)	diam. Ø	References 400/ 400V 400/ 231V	L1	P1	H1	weight (kg)	fixing f1 x g1 (mm)	diam. Ø1	References 400/ 400V 400/ 231V	W W	Wcc W	Vcc %	Trip- ping Ī kxln		
8							NC*	NC*	480	440	490	72	240 x 400	13	84234	84214	120	280	3.8	7
10							NC*	NC*	480	440	490	80	240 x 400	13	84235	84215	180	340	3.8	10
12.5							NC*	NC*	480	440	490	89	240 x 400	13	84236	-	210	340	3.2	12
16							NC*	NC*	500	460	520	106	280 x 400	13	84237	84216	240	440	2.7	11
20							NC*	NC*	500	460	520	125	280 x 400	13	84238	-	230	460	3	12
25							NC*	NC*	500	460	520	153	280 x 400	13	84239	84217	285	610	2.8	12
31.5	585	300	600	140	400 x 175	11	84040	84018	675	560	880	155	400 x 520	13	84240	84218	340	1400	5	11
40	585	300	640	150	400 x 175	11	84041	84019	675	560	880	165	400 x 520	13	84241	84219	350	1700	5.5	9.5
50	585	320	640	180	400 x 190	11	84042	84020	675	560	880	195	400 x 520	13	84242	84220	380	1800	4.9	9.5
63	675	330	690	225	500 x 197	11	84043	84021	765	590	960	240	500 x 550	13	84243	84221	480	1950	4.2	10
80	675	360	720	265	500 x 207	11	84044	84022	765	590	960	285	500 x 550	13	84244	84222	550	2850	5.1	9
100	690	370	790	305	500 x 222	11	84045	84023	780	620	1100	325	500 x 580	13	84245	84223	600	3550	4.8	9
125	690	370	840	340	500 x 218	11	84046	84024	780	620	1100	360	500 x 580	13	84246	84224	700	3900	4.8	9
160	750	440	910	420	565 x 240	13	84047	84025	950	920	1340	470	565 x 800	21	84247	84225	830	5150	5.5	8
200	800	470	950	520	565 x 259	13	84048	84026	950	920	1340	570	565 x 800	21	84248	84226	900	5450	5	7
250	1100	520	1050	750	700 x 248	17	84049	84027	1310	900	1340	820	700 x 780	21	84249	84227	1100	6400	5.8	6.5
315	1160	560	1090	940	700 x 270	17	84050	NC*	1310	900	1340	1010	700 x 780	21	84250	NC*	1470	6900	5	7.6
400	1280	570	1100	1030	860 x 276	17	84051	NC*	1470	970	1400	1110	860 x 850	21	84251	NC*	1630	8900	6.2	6.5
500	1310	600	1150	1250	860 x 300	17	NC*	NC*	1470	970	1400	1330	860 x 850	21	NC*	NC*	2000	9450	5.3	7
630	1280	600	1370	1320	860 x 276	17	NC*	NC*	1530	1100	1710	1450	860 x 980	21	NC*	NC*	2100	11900	6.2	6
800	1380	750	1400	1650	860 x 300	17	NC*	NC*	1530	1100	1710	1770	860 x 980	21	NC*	NC*	2630	14800	6	6
1000	1520	800	1550	2150	1000 x 328	17	NC*	NC*	1850	1190	1900	2330	1000 x 1070	21	NC*	NC*	3250	16500	5.8	6
1250	1700	900	1600	2780	1000 x 354	17	NC*	NC*	1850	1190	1950	2960	1000 x 1070	21	NC*	NC*	4000	20000	6	6

(*) Please contact us.

For medical applications (400/230 V)

Power (kVA)	Transformer with cover, IP21 IK07							Technical data			
	L1	P1	H1	weight (kg)	fixing f1 x g1 (mm)	diam. Ø1	Ref.	W0 W	Wcc W	Vcc %	Trip- ping Ī kxln
6.3	480	440	490	81	240 x 400	13	84441	80	170	2.9	12
8	480	440	490	93	240 x 400	13	84442	95	200	2.6	12
10	480	440	490	107	240 x 400	13	84443	110	245	2.7	12

3-phase autotransformers



Autotransformer without cover - IP00

Autotransformer with cover - IP21

For standard applications (reversible 231/400 V or 400/231 V)

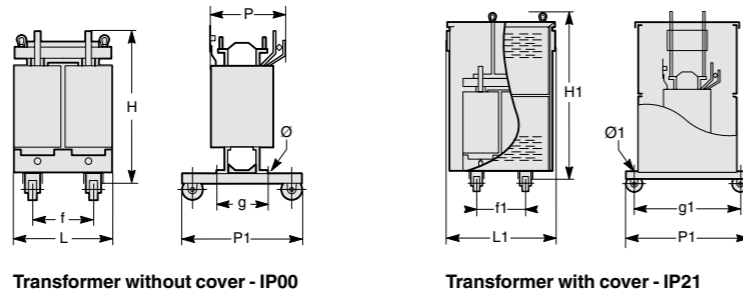
Power (kVA)	Autotransformer										Technical data							
	Without cover - IP00							With cover - IP21 / IK07			W0	Wcc	Vcc	Trip- ping Ī				
	length L	depth D	height H	weight (kg)	fixing f x g (mm)	diam. Ø	Ref.	L1	P1	H1	weight (kg)	fixing f1 x g1 (mm)	diam. Ø1	Ref.	W W	Wcc W	Vcc %	Trip- ping Ī kxln
10	260	170	285	30	200 x 120	11	84088	365	415	345	36	200 x 395	11	84288	85	190	2.5	12
16	300	205	320	45	200 x 156	11	84089	375	420	440	60	200 x 380	13	84289	130	270	2.2	12
25	360	195	365	58	240 x 150	11	84090	480	440	490	75	240 x 400	13	84290	160	550	2.5	10
31.5	360	210	365	70	240 x 170	11	84091	480	440	490	85	240 x 400	13	84291	180	470	1.7	10
40	360	240	365	85	240 x 202	11	84092	480	440	490	105	240 x 400	13	84292	260	540	1.4	15
50	420	210	420	95	280 x 162	11	84093	530	460	520	130	280 x 420	13	84293	320	900	2.3	9
63	420	235	420	110	280 x 192	11	84094	530	420	520	130	280 x 420	13	84294	350	900	1.8	7
80	585	300	600	141	400 x 175	11	84095	675	560	880	161	400 x 520	13	84295	315	1400	2.1	12
100	585	300	640	156	400 x 175	11	84096	675	560	880	176	400 x 520	13	84296	320	1750	2.3	11
125	585	320	640	184	400 x 190	11	84097	675	560	880	204	400 x 520	13	84297	380	1780	2.2	10
160	675	330	690	228	500 x 197	11	84098	765	590	960	253	500 x 550	13	84298	470	2150	2.2	10
200	675	340	720	251	500 x 207	11	84099	765	590	960	271	500 x 550	13	84299	535	2810	2.1	10
250	690	370	790	295	500 x 222	11	84100	780	620	1100	325	500 x 580	13	84300	650	3620	2.2	9
315	690	370	840	360	500 x 218	11	84055	780	620	1100	386	500 x 580	13	84255	800	4110	2.4	10
400	750	440	910	380	565 x 240	13	84056	950	920	1340	470	565 x 800	21	84256	890	5200	2.5	4.5
500	800	470	950	520	565 x 259	13	NC*	950	920	1340	570	565 x 800	21	NC*	950	5700	2.2	4
630	1100	520	1050	750	700 x 248	17	NC*	1310	900	1340	820	700 x 780	21	NC*	1050	6350	2.5	4

(*) Please contact us.



Sizes and weights

Single-phase transformers



Transformer without cover - IP00

Transformer with cover - IP21

For standard applications (231/115 V and 400/231 V)

Power (kVA)	Transformer without cover, IP00							Transformer with cover, IP21 IK07							Technical data			
	length L (mm)	depth D (mm)	height H (mm)	weight (kg)	fixing f x g (mm)	diam. Ø (mm)	Ref.	length L1 (mm)	depth P1 (mm)	height H1 (mm)	weight (kg)	fixing f1 x g1 (mm)	diam. Ø1 (mm)	Ref.	W0 W	Wcc W at 115°C	Vcc %	Trip-ping I kxIn
6.3	340	245	460	55	250 x 121	11	84004	476	540	710	70	250 x 460	13	84204	60	260	4.6	11
8	340	245	485	65	250 x 121	11	84005	476	540	710	80	250 x 460	13	84205	65	310	4.4	8.5
10	360	250	475	70	250 x 138	11	84006	476	540	810	90	250 x 460	13	84206	85	420	4.5	9.5
16	360	250	590	95	250 x 138	11	84007	476	540	810	110	250 x 460	13	84207	120	700	4.8	9.5
20	390	290	575	110	280 x 145	11	84008	576	600	870	135	280 x 520	13	84208	140	660	4.3	9

For medical applications (230/115-230 V)

Power (kVA)	Transformer with cover, IP21 IK07							Technical data			
	length L1 (mm)	depth P1 (mm)	height H1 (mm)	weight (kg)	fixing f1 x g1 (mm)	diam. Ø1 (mm)	Ref.	W0 W	Wcc W at 25°C	Vcc %	Trip-ping I kxIn
3.3	300	415	340	51	200 x 395	11	84416	30	55	2.5	12
6.3	480	540	710	73	250 x 460	13	84419	60	170	2.75	12
8	480	540	710	79	250 x 460	13	84420	70	210	2.75	12
10	480	540	710	82	250 x 460	13	84421	85	275	2.85	12

Power (kVA)	Transformer without cover							Technical data			
	length L1 (mm)	depth P1 (mm)	height H1 (mm)	weight (kg)	fixing f1 x g1 (mm)	diam. Ø1 (mm)	Ref.	W0 W	Wcc W at 25°C	Vcc %	Trip-ping I kxIn
6.3	405	265	510	55	250 x 127	11	84408	60	170	2,75	12
8	405	265	520	61	250 x 128	11	84409	70	210	2,75	12
10	405	265	520	81	250 x 140	11	84410	85	275	2,85	12

Accessories

Offer



Thermostatic probes

- Temperature rise warning.
- 6 probes (3 alarm level, 3 trip level):
 - alarm level at 165 °C (make contact)
 - trip level at 190 °C (break contact)
- Contact characteristics:
 - I nominal: 2.5 A
 - U nominal: 250 V
 - Accuracy: ±5 °C.

Note: for other protections, please contact us.



All our accessories are optional.

You need to choose only those you need.



Protection cover


IP21 – IK07
Available as standard or as accessory (option).

Note: for other protection index, please contact us.



Rollers

Help to move the transformer.



Dampers

Reduce vibration and noise.





Accessories

References

Power	3-phase transformers		Accessories			
	Without cover	With cover	Cover	Rollers	Dampers	Probes
400/231 V						
8	NC*	84214	84108	84119	84131	84126
10	NC*	84215	84108	84119	84131	84126
16	NC*	84216	84109	84119	84131	84126
25	NC*	84217	84109	84119	84131	84126
31.5	84018	84218	84110	84120	84132	84126
40	84019	84219	84110	84120	84132	84126
50	84020	84220	84110	84120	84132	84126
63	84021	84221	84111	84120	84132	84126
80	84022	84222	84111	84120	84132	84126
100	84023	84223	84112	84120	84132	84126
125	84024	84224	84112	84120	84132	84126
160	84025	84225	84113	84121	84133	84126
200	84026	84226	84113	84121	84133	84126
250	84027	84227	84114	84121	84133	84126
400/400 V						
8	NC*	84234	84108	84119	84131	84126
10	NC*	84235	84108	84119	84131	84126
12.5	NC*	84236	84108	84119	84131	84126
16	NC*	84237	84109	84119	84131	84126
20	NC*	84238	84109	84119	84131	84126
25	NC*	84239	84109	84119	84131	84126
31.5	84040	84240	84110	84120	84132	84126
40	84041	84241	84110	84120	84132	84126
50	84042	84242	84110	84120	84132	84126
63	84043	84243	84111	84120	84132	84126
80	84044	84244	84111	84120	84132	84126
100	84045	84245	84112	84120	84132	84126
125	84046	84246	84112	84120	84132	84126
160	84047	84247	84113	84121	84133	84126
200	84048	84248	84113	84121	84133	84126
250	84049	84249	84114	84121	84133	84126
315	84050	84250	84114	84121	84133	84126
400	84051	84251	84123	84121	84133	84126



(*) Please contact us.

Power	3-phase autotransformers		Accessories			
	Without cover	With cover	Cover	Rollers	Dampers	Probes
231/400 V or 400/231 V						
10	84088	84288	84106	84119	84130	84126
16	84089	84289	84107	84119	84131	84126
25	84090	84290	84108	84119	84131	84126
31.5	84091	84291	84108	84119	84131	84126
40	84092	84292	84108	84119	84131	84126
50	84093	84293	84109	84119	84131	84126
63	84094	84294	84109	84119	84131	84126
80	84095	84295	84110	84120	84132	84126
100	84096	84296	84110	84120	84132	84126
125	84097	84297	84110	84120	84132	84126
160	84098	84298	84111	84120	84132	84126
200	84099	84299	84111	84120	84132	84126
250	84100	84200	84112	84120	84132	84126
315	84055	84255	84112	84120	84132	84126
400	84056	84256	84113	84121	84133	84126

Isolation: class H
Ambient temperature: 40 °C

Power	Single-phase transformers		Accessories			
	Without cover	With cover	Cover	Rollers	Dampers	Probes
400/231 V or 231/115 V						
6.3	84004	84204	84104	84120	84131	84125
8	84005	84205	84104	84120	84131	84125
10	84006	84206	84105	84120	84131	84125
16	84007	84207	84105	84120	84131	84125
20	84008	84208	84115	84120	84132	84125

Isolation: class H
Ambient temperature: 40 °C



Schneider Electric Industries SAS

35 rue Joseph Monier
92500 Rueil-Malmaison, France
Tel : +33 (0)1 41 29 70 00

www.schneider-electric.com

SAS capital social 928 298 512 €
954 503 439 RCS Nanterre

Life Is On

